



FOUNDATION

THINK FEEL RESPOND

ARTIVITY BOOK

*Inspired by artworks from the
RMZ Foundation Collection-Bangalore*



WELCOME, CREATIVE EXPLORER!

At RMZ Foundation, we believe that art belongs to everyone.

Our mission is to bring communities together through creativity. We paint public spaces, celebrate culture, and make art accessible to all.

This activity book is your very own creative adventure. Draw, colour, imagine, and have fun because art starts with YOU!

With every page, we hope to bring colour, creativity, and joy into your world. Grab your pencils and let's get started!



LOOK & THINK

(Circle, tick or talk about your answers—there is no right or wrong)

1. What do you notice first when you look at this artwork?

- The people
- The animals
- The tree
- The shapes and details

2. Who do you think these figures might be?

- Guardians of nature
- Storybook characters
- A family
- Magical beings

3. How does this artwork feel?

- Calm
- Caring
- Powerful
- Magical
- Peaceful

4. What kind of place do you think this is?

- A forest
- A dream world
- A myth or story
- A place where animals are safe

5. If this artwork could speak, what would it say?

- Take care of the Earth
- We protect nature
- Listen to stories
- Everything is connected

FEEL & RESPOND


Color the artwork using your imagination, patterns and favourite colors.

Dharatri
By Jayasri Burman

Medium:
Bronze

Size:
94 x 76 x 78 inches

Year:
2015



Step (Taschenskulpturen)
By Erwin Wurm

Medium:
Aluminium, blue

Size:
231 x 55 x 83 cm

Year:
2021

LOOK & THINK

(Circle, tick or talk about your answers—there is no right or wrong)

1. What every day object do you see in this sculpture?

- A handbag
- A shoe
- A chair
- Something else

2. What is unusual about this object?

- It has very long legs
- It is floating
- It is very small
- It is upside down

3. If this object could move, where do you think it might go?

- Around the city
- To school
- To the beach
- Somewhere imaginary

4. Why do you think the artist turned an everyday object into something strange or funny?

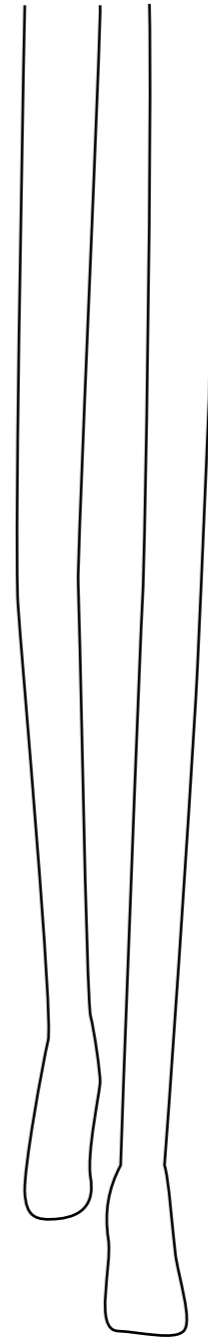
- To make people smile
- To make us look at familiar things differently
- To tell a story
- All of these

5. What feeling does this artwork give you?

- Curious
- Surprised
- Happy
- Confused

FEEL & RESPOND

What if the things in your pocket came alive? Pick an ordinary object and transform it into a silly, strange, or magical sculpture creature through drawing and colour.





LOOK & THINK

(Circle, tick or talk about your answers—there is no right or wrong)

1. What do you see on the wall?

- Frogs
- Shadows
- Patterns and textures
- Something falling
- Something climbing

2. How does the artwork make you feel?

- Curious
- Confused
- Excited
- A little scared

3. What do you think these frogs look like they are doing?

- Falling from the sky
- Trying to escape
- Dancing
- Jumping together

4. If this artwork had a sound, what would you hear?

- Rain falling
- Frogs croaking
- Wind whooshing
- Silence

5. Why do you think the artist made so many frogs?

- To show movement
- To show a crowd
- To make us feel overwhelmed
- Because the frogs are important

Plague-Downpour
By Patrick Goddard

Medium:
Lead Demolished from Recycled Houses

Year:
2022

FEEL & RESPOND

Create your own jumping origami frog inspired by playful movement and imagination. Decorate it with colours, patterns, or even magical rainy textures.

You will need:

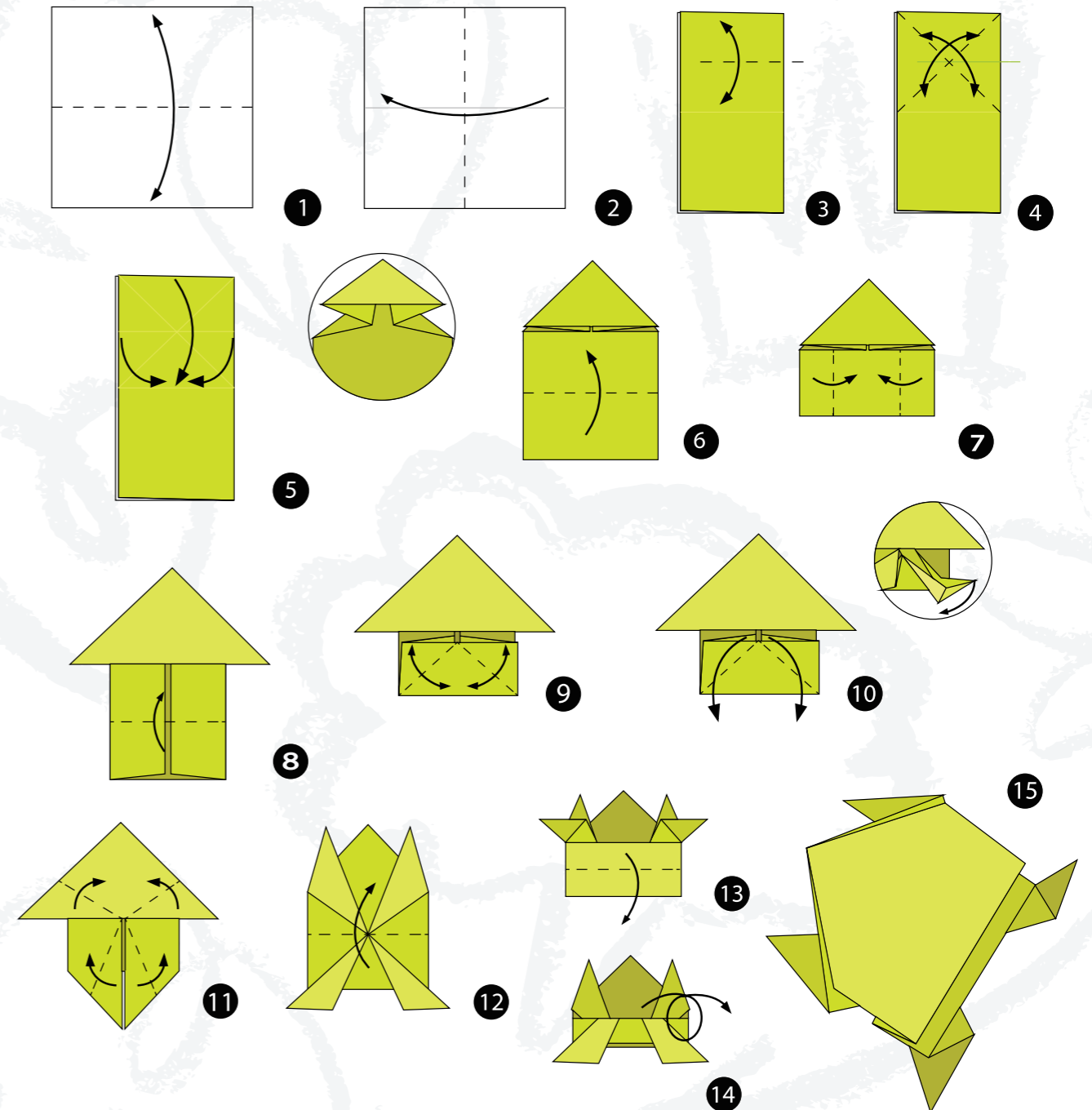
- 1 rectangular sheet of paper
- Colours or sketch pens

Steps:

1. Place the paper vertically. Fold it in half lengthwise and open it again.
2. Fold the top corners inward to form a triangle shape.
3. Fold the triangle down neatly.
4. Fold both sides toward the centre line.
5. Fold the bottom section upward to create the frog's body.
6. Fold the lower corners outward to make the legs.
7. Fold the bottom edge backward like a spring.
8. Press the back gently — your frog can jump!

Final Step:

Colour your frog with imaginative patterns, raindrops, stripes, spots, or magical storm textures. Give your frog a name and personality.





The Link
By Arunkumar H.G.

Medium:
Iron Link Chain

Size:
128 x 48 x 68 inches

Year:
2017

LOOK & THINK

(Circle, tick or talk about your answers—there is no right or wrong)

1. What do you notice first when you see this sculpture?

- How big it is
- The animal
- The shiny/rough surface
- The way it is sitting

2. Look closely at the surface. What does it look like it is made of?

- Tiny links or chains
- Scales
- Wires
- Something woven

3. How does this Nandi feel to you?

- Calm
- Strong
- Protective
- Heavy
- Gentle

4. Nandi is usually seen near temples. How does this one feel in this place?

- It belongs here
- It feels surprising
- It feels modern
- It feels old and new at the same time

5. If this Nandi could move, what do you think it would do?

- Stay still and watch
- Slowly stand up
- Walk around the building
- Protect the space

FEEL & RESPOND

(Facilitated)

Touch different materials and choose one that feels like the world inside this artwork. Share why you picked it.



Lantana
By The Real Elephant
Collective

Medium:
Lantana Camara Plant

Size:
Life size

LOOK & THINK

(Circle, tick or talk about your answers—there is no right or wrong)

1. What animal do you see in this sculpture?

- Elephant
- Horse
- Dog
- Deer

2. What material do you think this sculpture might be made from?

- Wood or branches
- Metal
- Plastic
- Stone

3. Look closely at the surface. What do you notice?

- Many thin lines or strips
- Smooth flat surfaces
- Bright colours
- Shiny reflections

4. Why do you think the artists chose to make an elephant using many small pieces instead of one solid block?

- To show texture and movement
- To use natural materials
- To make the animal look alive
- All of these

5. Elephants are important in many forests and cultures. What do you think this sculpture might remind us about?

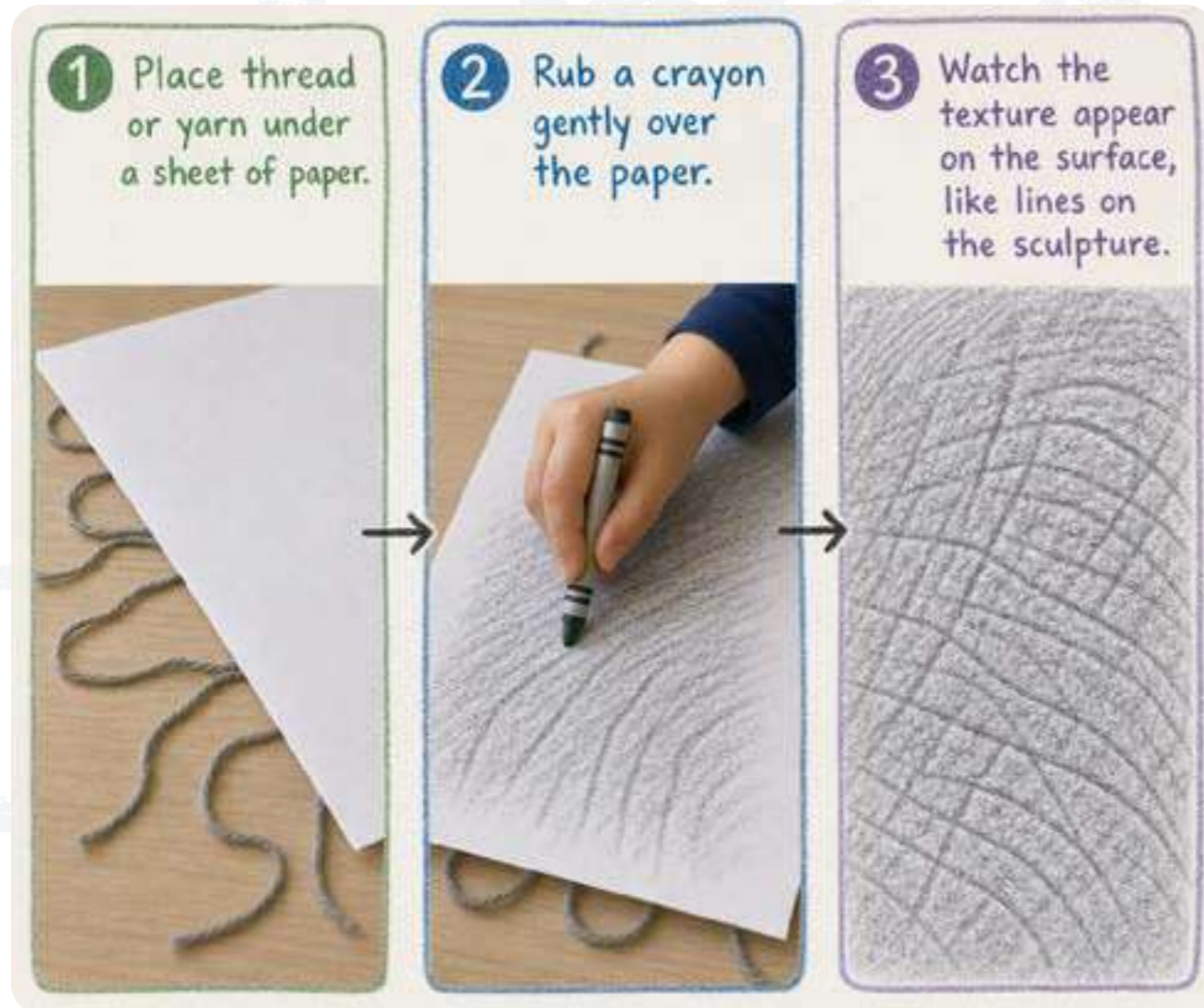
- Animals in nature
- Protecting forests
- Living with wildlife
- All of the above

FEEL & RESPOND

Make Elephant Skin Texture

Materials: Corrugated cardboard, Threads / yarn, Aluminium foil, Fabric scraps, Crayons

Try This



**Spatial Diagram-6 Variation
(Vermillion and Crimson)**
By Dhruva Mistry

Medium:
Work of art

Year:
2016

Size:
87.6 x W: 89.6 x D: 89.6 in

LOOK & THINK

(Circle, tick or talk about your answers—there is no right or wrong)

1. What do you see in this sculpture?

- A dancing person
- A running person
- A robot
- An abstract shape

2. What colour is the sculpture?

- Red
- Blue
- Yellow
- Black

3. Look at the body carefully. What shapes make up the figure?

- Straight lines
- Curved lines
- Both straight and curved lines
- Circles

4. What do you think the figure might be doing?


- Dancing
- Balancing
- Playing a game
- Moving through space

5. How does this sculpture make you feel?

- Energetic
- Curious
- Happy
- Surprised

FEEL & RESPOND

Complete the unfinished diagram by adding shapes, directions, and structures. Use colour and pattern to create your own abstract space.





FOUNDATION

© *rmz_foundation*

in *RMZ Foundation*

🌐 *www.rmzfoundation.org*